

USER GUIDE

UTRADE ID Mobile for iPhone & iPad



Table of Contents

| | |
|---|----|
| Recommended MOBILE TYPE | 2 |
| DOWNLOAD UTRADE ID MOBILE FOR IPHONE & IPAD | 2 |
| I How to run UTRADE Online Trading | 3 |
| II How to sign OUT | 5 |
| III How to monitor YOUR FAVORITE stocks | 6 |
| IV How to view the running trade of stock..... | 8 |
| A. Running Trade | |
| B. Running Trade Summary | |
| C. Detail Quote of Stock | |
| V How to buy and sell..... | 10 |
| A. Buy | |
| B. Sell | |
| VI How to amend | 14 |
| VII How to withdraw | 15 |
| VIII How to view order..... | 16 |
| IX How to view match order | 17 |
| X How to view the portfolio..... | 18 |
| XI How to OPEN MY report..... | 19 |
| XII How to change password | 24 |
| XIII How to change pin | 25 |
| XIV How to view the research information | 26 |
| XV How to view intraday activity | 27 |
| A. Stock detail | |
| B. Stock summary | |
| C. Stock activity | |
| D. Top 20 stock | |
| E. Top 20 broker | |
| XVI How to view company profile | 30 |
| XVII How to view stock category | 31 |
| XVIII Glossary of terms..... | 32 |

USER GUIDE

UTRADE ID Mobile for iPhone & iPad



RECOMMENDED MOBILE TYPE

Requires iOS 7.0 or later. Compatible with iPhone, iPad, and iPod touch.
This app is optimized for iPhone 5.

TO DOWNLOAD UTRADE ID MOBILE FOR IPHONE & IPAD, ALL YOU HAVE TO DO ARE :

- Download UTRADE ID Mobile for iPhone & iPad through App Store or <http://utrade.co.id/id/DownloadUtradeMobile.aspx>.
- After installation process is finished, there will be an UTRADE Mobile icon in the Main Menu on your device.


USER GUIDE

UTRADE ID Mobile for iPhone & iPad




I. HOW TO RUN UTRADE ONLINE TRADING APPLICATION

- Run UTRADE Online Trading application. It will display splash screen:



- After waiting splash screen, it will display login screen
- Enter the user id and password and press Go button to continue



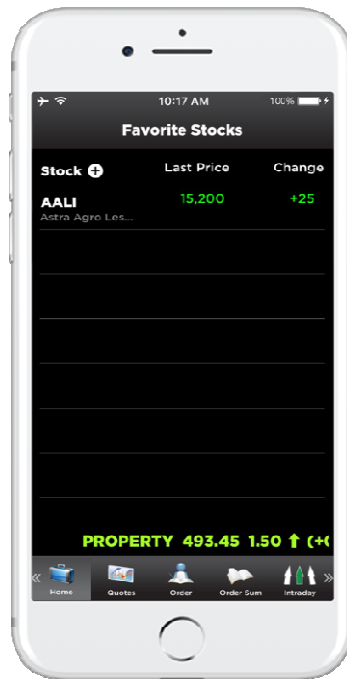
USER GUIDE

UTRADE ID Mobile for iPhone & iPad



Tips: we can save *User ID* that used by selecting *Save User ID* option. By clicking this option will save the *User ID* that we entered and the next login will save the name *User ID* before.

- After login, default screen will display:



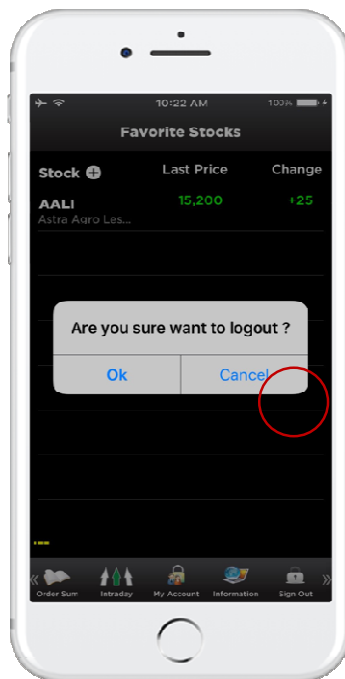
USER GUIDE

UTRADE ID Mobile for iPhone & iPad



II. HOW TO SIGN OUT

To sign out from UTRADE Online Trading application chooses sign out button, then click “Ok”.



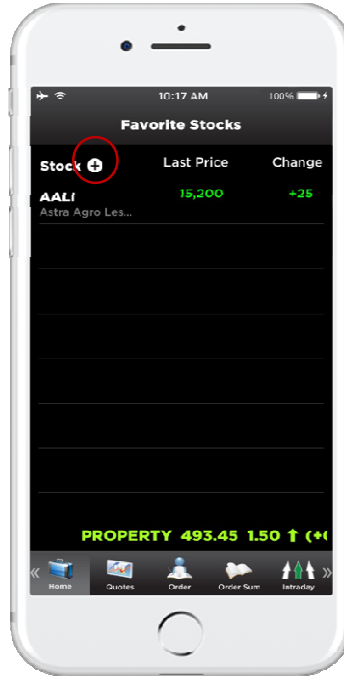
USER GUIDE

UTRADE ID Mobile for iPhone & iPad

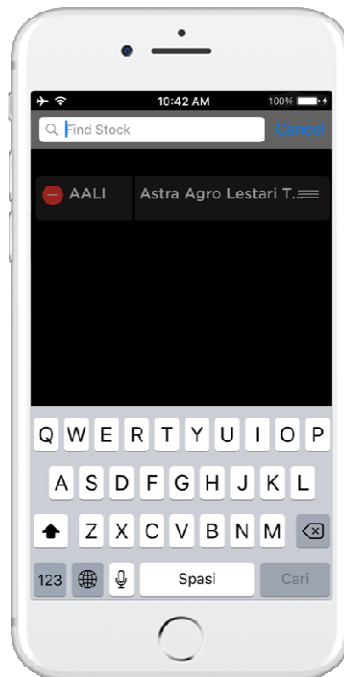


III. HOW TO MONITOR YOUR FAVORITE STOCK

- Click the (+) button next to Stock:



- Search by enter the stock name then tap the stock name:

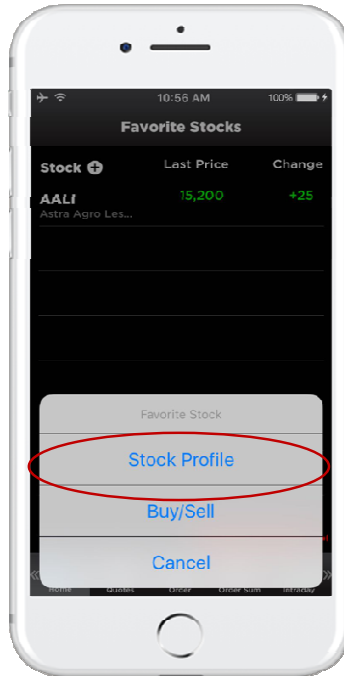


USER GUIDE

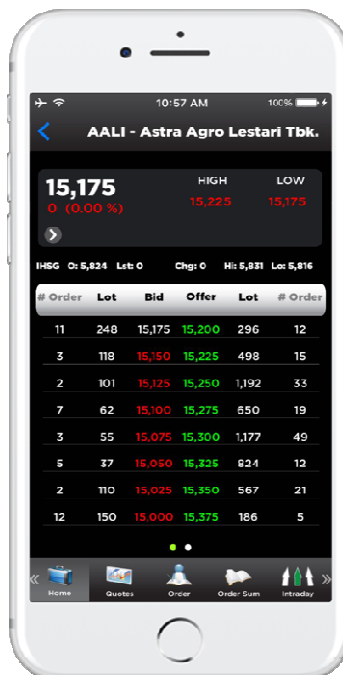
UTRADE ID Mobile for iPhone & iPad



- After selected stockdisplay on your favorite stock, you may choose stock profile for details by clicking on desired stock, then click on “Stock Profile”.



- Selected stock's profile will be shown as such:



USER GUIDE

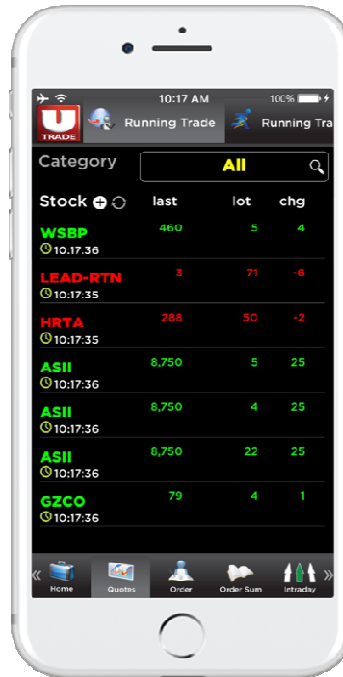
UTRADE ID Mobile for iPhone & iPad



IV. HOW TO VIEW THE RUNNING TRADE OF STOCK

A. RUNNING TRADE

- Go into menu “Quotes” then select **Running Trade** button

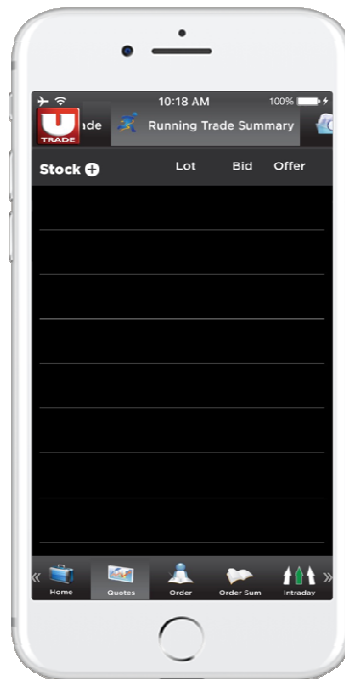


B. RUNNING TRADE SUMMARY

- Go into menu “Quotes” then select **Running Trade Summary** button.

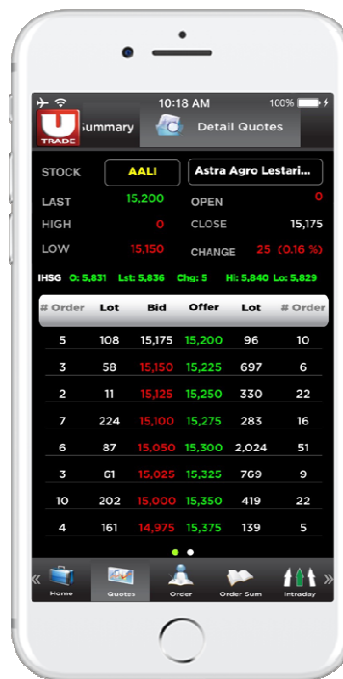
USER GUIDE

UTRADE ID Mobile for iPhone & iPad



C. HOW TO VIEW DETAILS QUOTE OF STOCK

- Go into *Quotes menu*, select *Detail Quote*.



Scroll down / up or tap the other page :

USER GUIDE

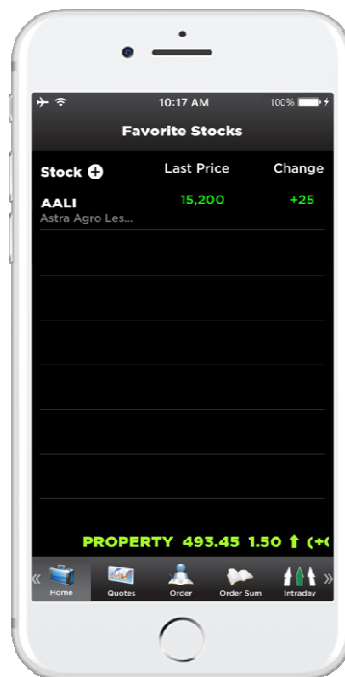
UTRADE ID Mobile for iPhone & iPad



V. HOW TO BUY AND SELL

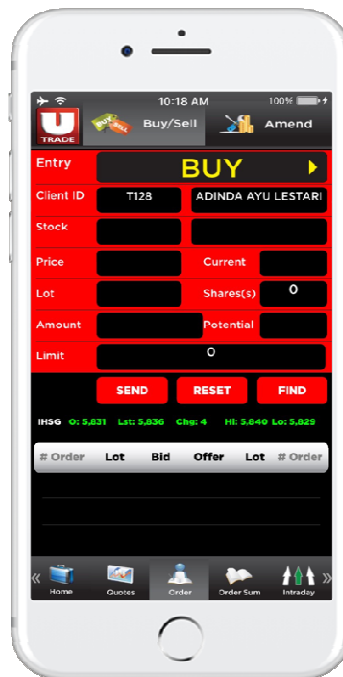
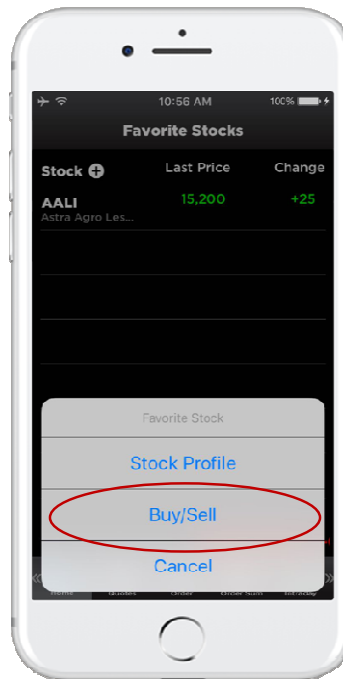
A. BUY

- Select stock in home screen (*Favorite Stock*) and tap (*Buy & Sell*) button.



USER GUIDE

UTRADE ID Mobile for iPhone & iPad



- Make sure entry yours is **Buy**, fill in price and volume then press **Send** to continue.
- For selecting another stock, press "**Find button**" to find another stock. For reset all entry, press "**Reset button**".

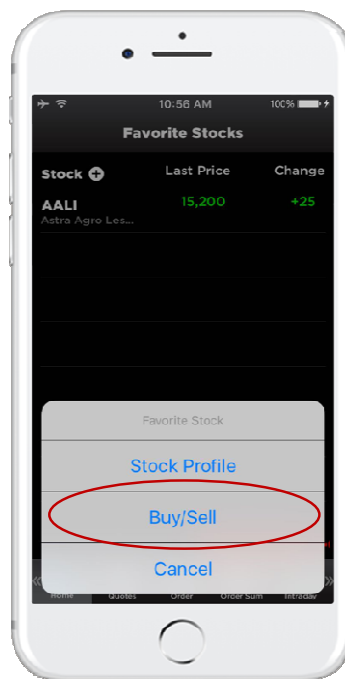
USER GUIDE

UTRADE ID Mobile for iPhone & iPad



B. SELL

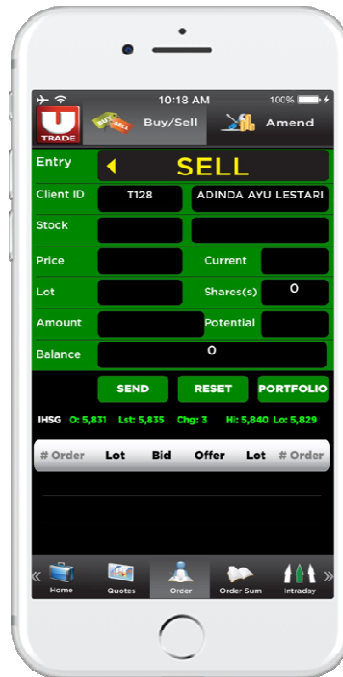
- Select stock in home screen (*Favorite Stock*) and tap (*Buy & Sell*) button.



- Or select Order menu and select Buy / Sell, make sure in entry mode *SELL*, it displays screen like below:

USER GUIDE

UTRADE ID Mobile for iPhone & iPad



- Entry price and volume to sell and press “**Send**” to continue.
- For selecting another stock, press “**Find** button” to find another stock. For reset all entry, press “**Reset** button”.

USER GUIDE

UTRADE ID Mobile for iPhone & iPad

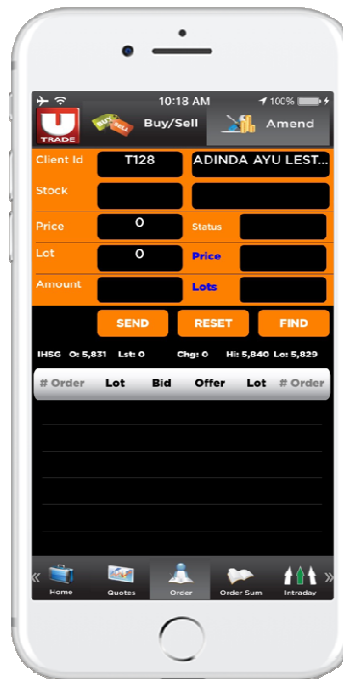


VI. HOW TO AMEND

- Select *Order Sum button* and tap *Order List*.
- Tap stock in *Order List* and press *Amend* button:

USER GUIDE

UTRADE ID Mobile for iPhone & iPad



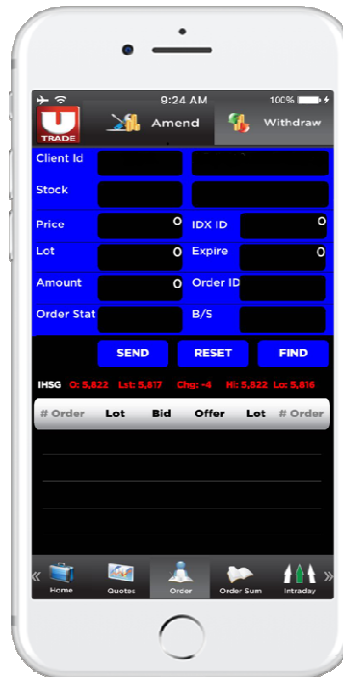
- Enter the price and volume stock that want to change and press “**Amend button**” to change.
- For selecting another stock, press “**Find button**” to find another stock. For reset all entry, press “**Reset button**”.

VII. HOW TO WITHDRAWAL

- Select *Order Sum* button and tap *Order List*.
- Tap stock in Order List and press Withdraw button:

USER GUIDE

UTRADE ID Mobile for iPhone & iPad



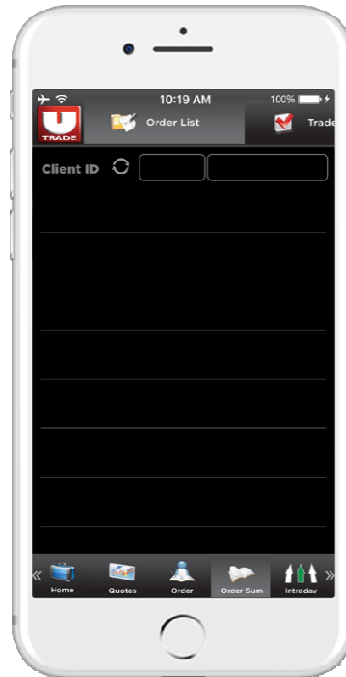
- Enter the price and volume stock that want to change and press **Amend** button to change.
- For selecting another stock, press “**Find**button” to find another stock. For reset all entry, press “**Reset** button”.

VIII. HOW TO VIEW ORDER LIST

- It will display order list or select menu *Order Sum* and select *Order List*

USER GUIDE

UTRADE ID Mobile for iPhone & iPad



IX. HOW TO VIEW MATCH ORDER

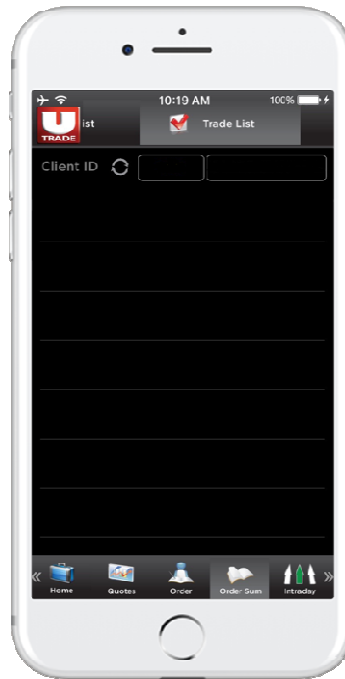
- Select *Order Sum* menu

USER GUIDE

UTRADE ID Mobile for iPhone & iPad



- After select *Order Sum*, and select *Trade List*

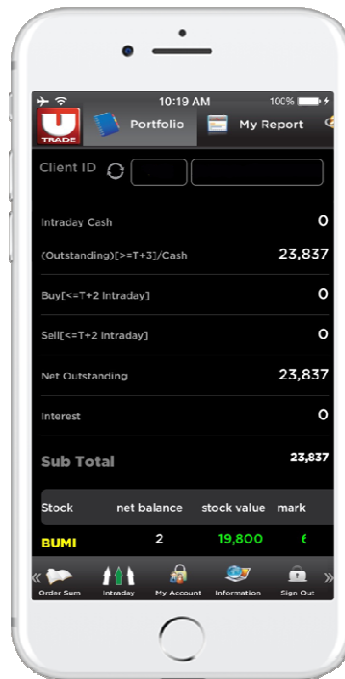


X. HOW TO VIEW THE PORTOFOLIO

- Select *My Account* menu and select *Portfolio*.

USER GUIDE

UTRADE ID Mobile for iPhone & iPad



XI. HOW TO OPEN MY REPORT

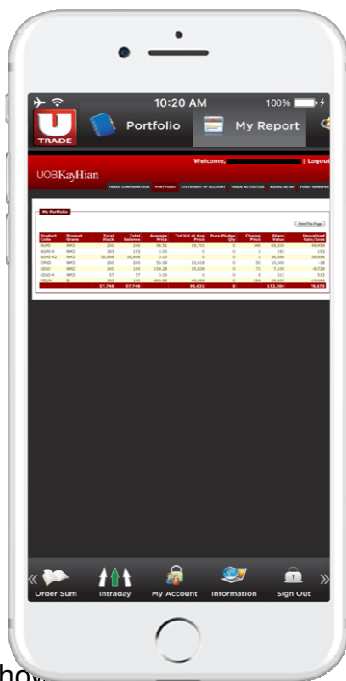
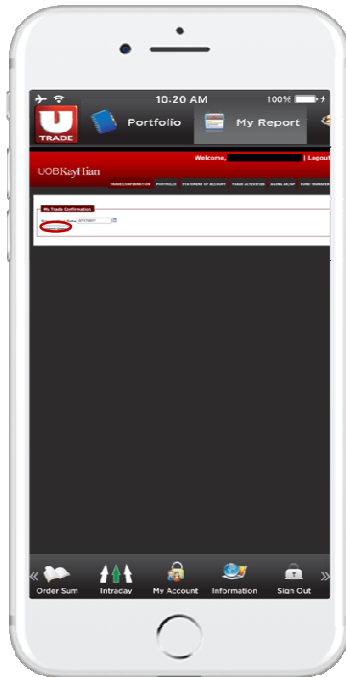
USER GUIDE

UTRADE ID Mobile for iPhone & iPad



In my report we can select report such as *Trade Confirmation*, *Portfolio*, and *Statement of Account*, *Trade Activities*, *Aging AR/AP* and *Fund Transfer*.]

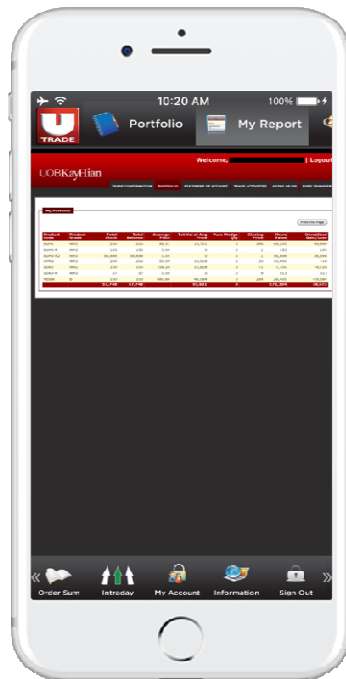
- Selecting *Trade Confirmation* will be shown as such. Choose a time period, then click on *Submit Query*.



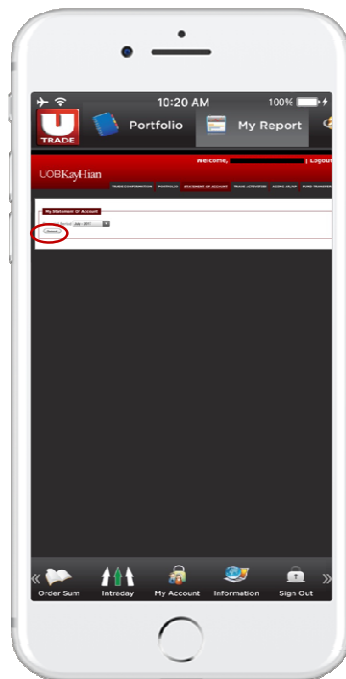
- Selecting *Portfolio* will be shown as such.

USER GUIDE

UTRADE ID Mobile for iPhone & iPad

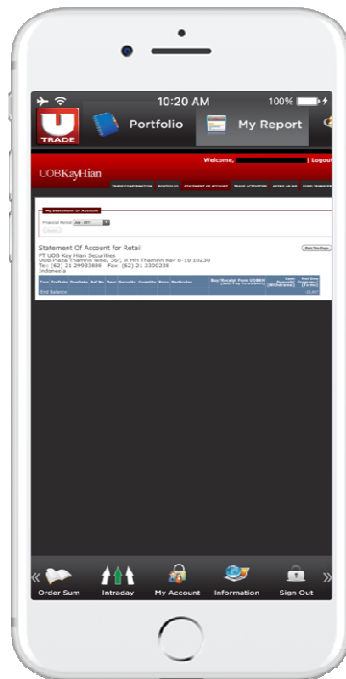


- Selecting *Statement of Account* will be shown as such. Choose a time period, then click on *Submit*.

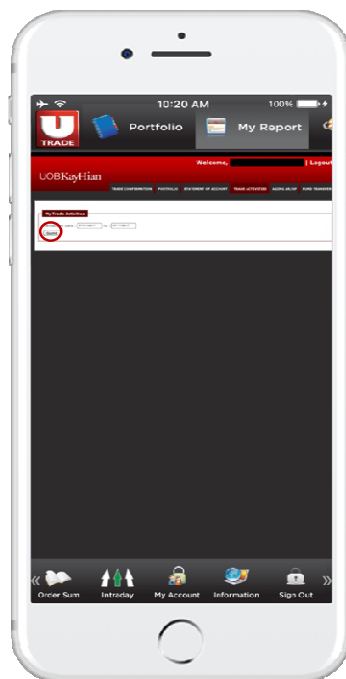


USER GUIDE

UTRADE ID Mobile for iPhone & iPad

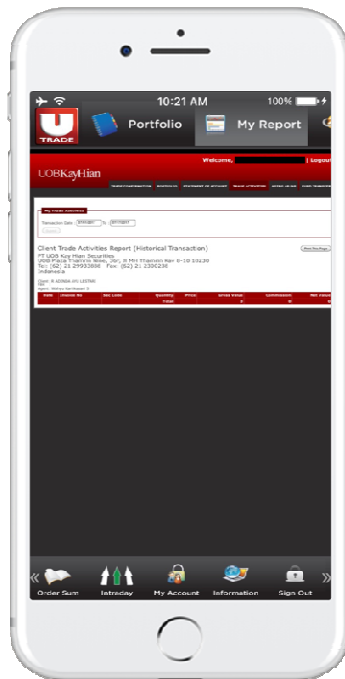


- Selecting *Trade Activities* will be shown as such. Choose a time period, then click on *Submit*.



USER GUIDE

UTRADE ID Mobile for iPhone & iPad



- Selecting *Aging AR/AP* will be shown as such.

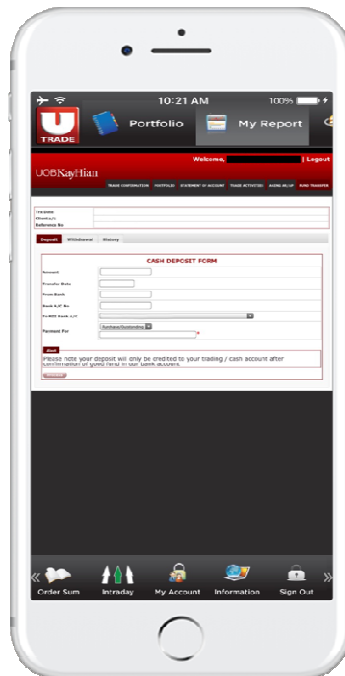


USER GUIDE

UTRADE ID Mobile for iPhone & iPad



- Selecting *Fund Transfer* will be shown as such.



USER GUIDE

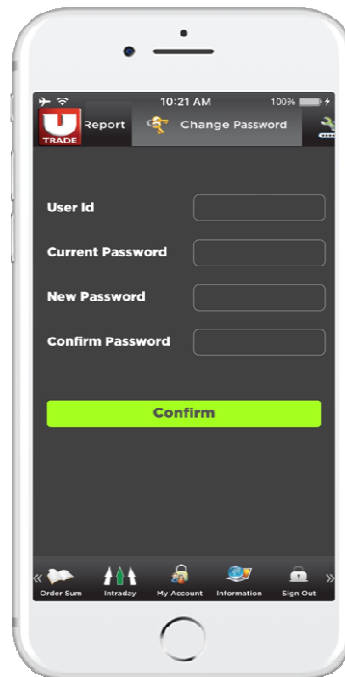
UTRADE ID Mobile for iPhone & iPad



XII. HOW TO CHANGE PASSWORD

To change the password as follows:

- Please click *My Account* menu then select *Change Account* (on top) tab as follow:



- Enter the Current Password, New Password and Confirmation Password. After entry, press *Confirm* to continue.

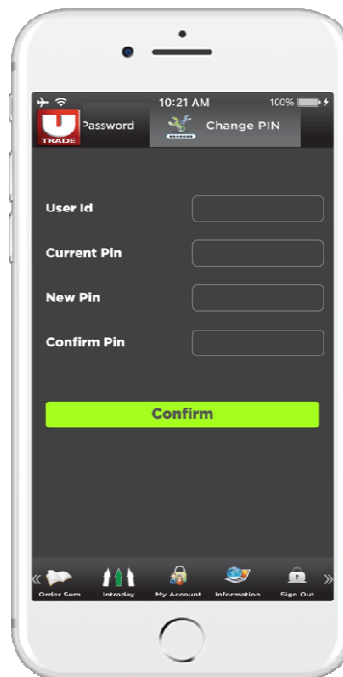
USER GUIDE

UTRADE ID Mobile for iPhone & iPad



XIII. HOW TO CHANGE PIN

- Please click *My Account* then select *Change PIN* tab as follow



- Enter the *Current PIN*, *New PIN* and *Confirm New PIN*, then click confirm.

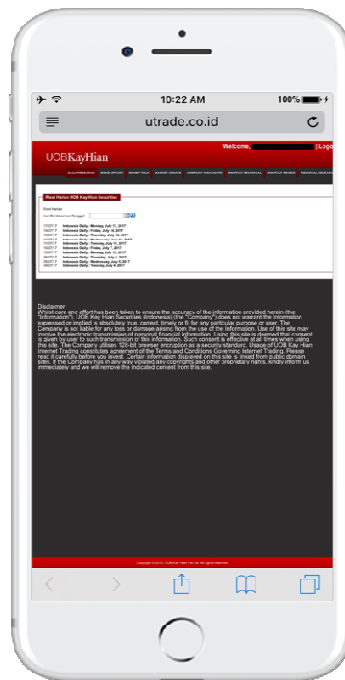
USER GUIDE

UTRADE ID Mobile for iPhone & iPad



XIV. HOW TO VIEW THE RESEARCH INFORMATION

- Go into *Information*, and select *Research* tab as follow.



USER GUIDE

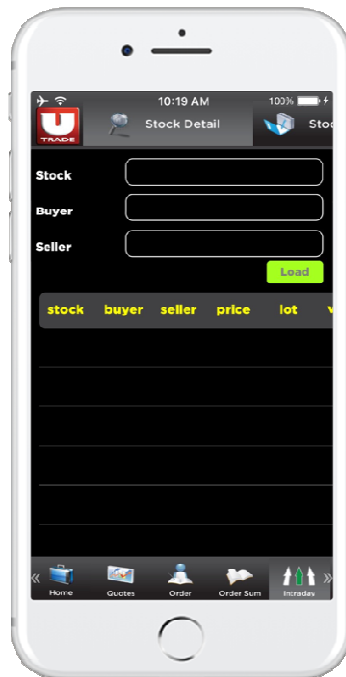
UTRADE ID Mobile for iPhone & iPad



XV. HOW TO VIEW INTRADAY ACTIVITY

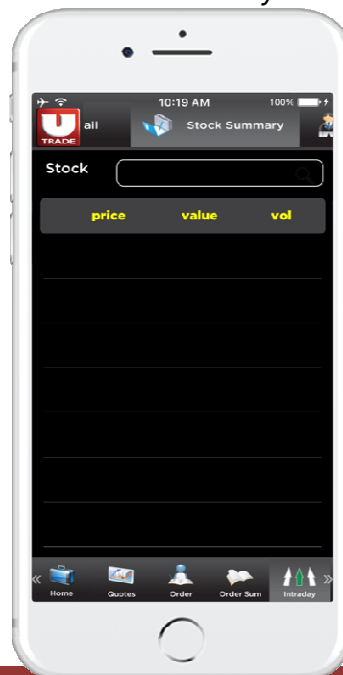
A. STOCK DETAIL

- Go into *Intraday* menu and select *Stock Detail* tab
- Input stock name that want to view and press *Load* button:



B. STOCK SUMMARY

- Go into *Intraday* menu and select *Stock Summary*



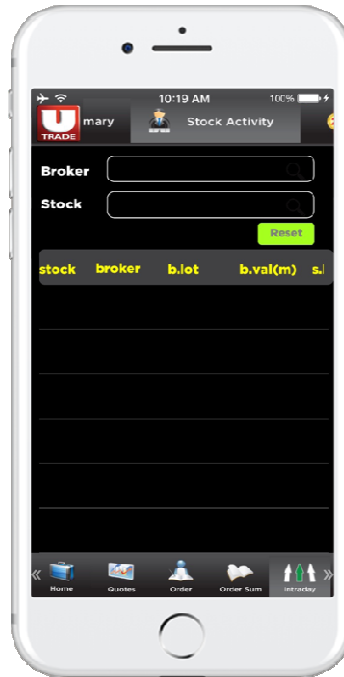
USER GUIDE

UTRADE ID Mobile for iPhone & iPad



C. STOCKS ACTIVITY

- Go into *Intraday* menu and select *Stock Activity*
- Input *Broker Name* and *stock name*:



D. TOP 20 STOCK

- Go into *Intraday* menu and select *Top 20 Stock*
- Press *Load* Button to view like below :
We can select by volume / value / frequency / gainer / loser category

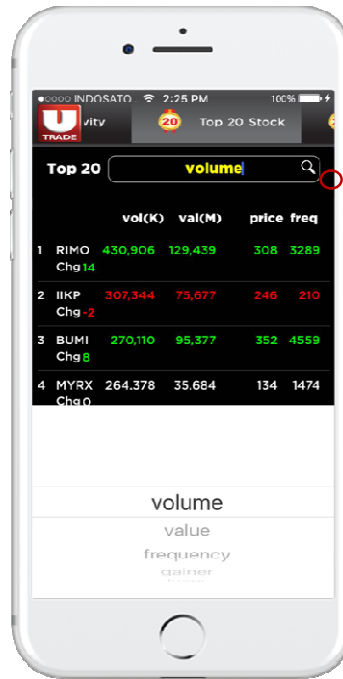


USER GUIDE

UTRADE ID Mobile for iPhone & iPad

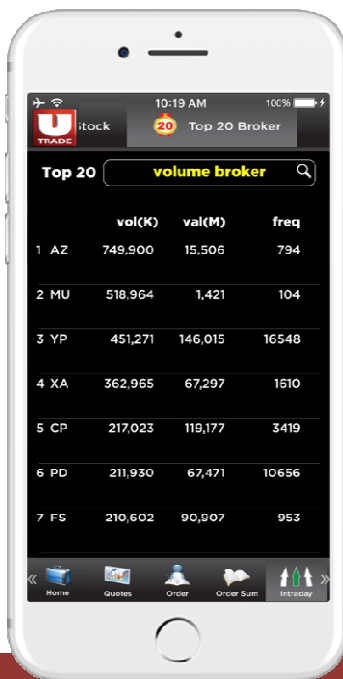


After select category look as follow:



E. TOP 20 BROKER

- Go into *Intraday* menu and select *Top 20 Broker*



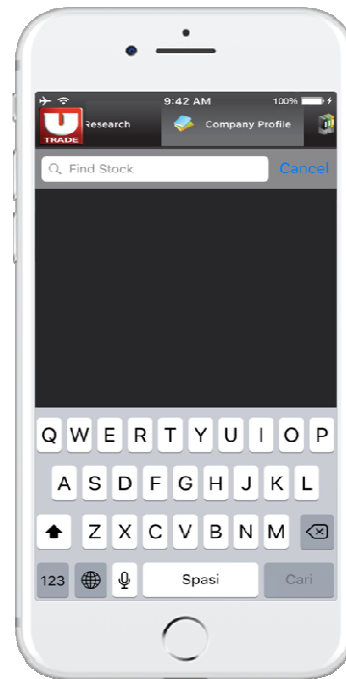
USER GUIDE

UTRADE ID Mobile for iPhone & iPad



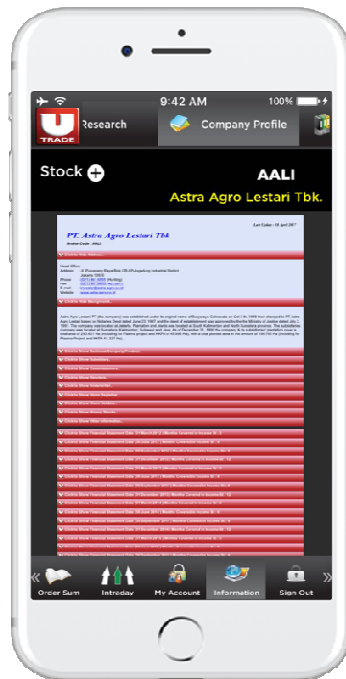
XVI. HOW TO VIEW COMPANY PROFILE

- Go into *Information*, and tap *Company Profile*.
- Click on selected stock, or tap (+) and enter stock name to view company profile.



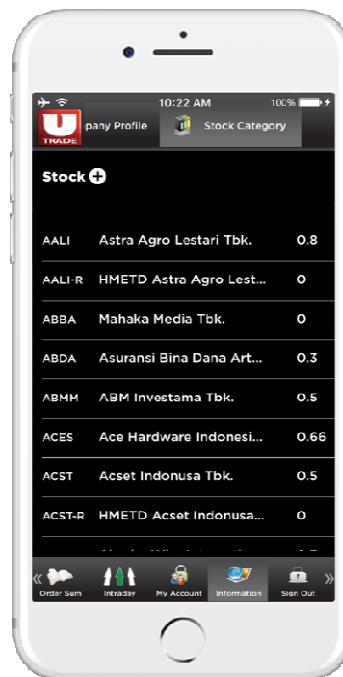
USER GUIDE

UTRADE ID Mobile for iPhone & iPad



XVII. HOW TO VIEW STOCK CATEGORY

- Go into *Information*, and tap *Stock Category* from selected stock as follow:





XVIII. GLOSSARY OF TERMS

- PIN : Personal Identification Number
Intraday : Price movement / high or lows of a security during a trading session.